

Pennsylvania PTA



NATIONAL PTA®
REFLECTIONS®



This year's theme is...



2023-2024

**CALL FOR
ENTRIES!**

I am Hopeful Because...

Explore the arts and
express yourself!

Learn more and get involved!
[PTA.org/Reflections](https://pta.org/reflections)



Local Reflections Chair Duties

The PA PTA Reflections program is being offered via a Google format* again this year but units always have other options to advance their entries. The general tasks for Reflections chairs at the local unit level include:

- Register your PTA's participation in this year's program with National PTA & PA PTA
- Customize & distribute program materials to the students and families in your local unit's school(s)
- Recruit volunteer judges – EARLY!!!
- Collect entries & coordinate judging
- Advance top 5 entries to the Region judging
- Celebrate & recognize students



* <https://drive.google.com/drive/folders/1CQjwNdiRu-J4NWXZI5OcHAWvaw-a4N7s?usp=sharing>

2023-24 Reflections Schedule & Deadlines

- August/September: Local Units set-up their programs and promote it to students and families at their local unit's school(s); Recruit judges
- **October 30: Student Deadline** for entries to be submitted to your PTA
 - Local units can set their deadline no later than Oct 30
- November: review entries and complete local judging
- **December 1: Local Unit Deadline** to advance your top entries to the Region level
- December to early -January: Region judging
- January 19: **Region chair Deadline** to advance winning entries to state level
- Mid-January to Mid-February: state judging
- March 1, 2024: **State Chair Deadline** to advance all winning entries into the National PTA Portal
- March: State winners announced – invited to state ceremony
- Late April/ early May: State award ceremony
- May 1: National PTA Reflections winners announced



Step 1. Register, Connect, Recruit

- ❑ Register your PTA in the National PTA Reflections program at **[PTA.org/Reflections](https://pta.org/Reflections)**.
- ❑ Visit the Reflections pages on the PA PTA website to get all details **www.papta.org/Page/784**
- ❑ Promote Reflections by celebrating
 - ❖ National Arts in Education Week - September 10-16, 2023
 - ❖ National Arts and Humanities Month - October
- ❑ Recruit Volunteers for your Reflections committee and delegate tasks:
 - ❖ Promote program
 - ❖ Coordinate judging
 - ❖ Host celebration events



Step 2. Customize and Distribute

- ☐ You decide how you want to accept your entries
 - ✓ Google Form, paper copy or both
 - ✓ You may choose to accept physical entries in addition to digital entries for Photography & Visual Arts
 - ✓ Dance Choreography, Film, Literature & Music Composition are always only digital files
- ☐ Edit program materials to include
 - ✓ Available arts categories for participation
 - ✓ Student deadline
 - ✓ Directions for submitting entries
- ☐ Distribute information to potential program participants
 - ✓ URL links or QR Codes on flyers or paper copies of entry forms
 - ✓ Rules & Instructions

Include additional details in the Student materials like:

- Contact information
- Additional rules for student eligibility
- Drop off location for physical entries



Entry Form

The same information is entered whether using the Google form or a paper form


Student Information - >

Student & Parent Signatures – >
(electronic signatures ok)

Submission Category & Division - >

Title (REQUIRED) & Details of Submission - >

Artist Statement (REQUIRED)- >



To be completed by PTA before distribution. – Please provide FULL name of PTA/PTSA – no abbreviations or initials

LOCAL PTA : _____ LOCAL PTA ID: _____ STATE: PA _____

LOCAL PROGRAM CHAIR: _____ EMAIL: _____

REGION: 4 COUNCIL PTA (if applicable): Peters Township School District Area Council PHONE: _____

Membership Dues Paid Date ____/____/____ IRS 990 Filed Date ____/____/____ Audit Approval Date ____/____/____ Bylaws Approval Date ____/____/____

STUDENT NAME _____ GRADE ____ AGE ____ PHONE _____

PARENT/GUARDIAN NAME _____ EMAIL _____

MAILING ADDRESS _____ CITY _____ STATE _____ ZIP _____

Ownership in any submission shall remain the property of the entrant, but entry into this program constitutes entrant's irrevocable permission and consent that PTA may display, copy, reproduce, enhance, print, sublicense, publish, distribute and create derivative works for PTA purposes. PTA is not responsible for lost or damaged entries. Submission of entry into the PTA Reflections program constitutes acceptance of all rules and conditions. I agree to the above statement and the National PTA Reflections Official Rules.

STUDENT SIGNATURE _____	PARENT/GUARDIAN SIGNATURE _____	TEACHER/ HOMEROOM _____
GRADE DIVISION (Check One)	ARTS CATEGORY (Check One)	
<input type="checkbox"/> PRIMARY (Pre-K-Grade 2)	<input type="checkbox"/> DANCE CHOREOGRAPHY	
<input type="checkbox"/> INTERMEDIATE (Grades 3-5)	<input type="checkbox"/> FILM PRODUCTION	
<input type="checkbox"/> MIDDLE SCHOOL (Grades 6-8)	<input type="checkbox"/> LITERATURE	
<input type="checkbox"/> HIGH SCHOOL (Grades 9-12)	<input type="checkbox"/> MUSIC COMPOSITION	
<input type="checkbox"/> SPECIAL ARTIST (All Grades)	<input type="checkbox"/> PHOTOGRAPHY	
	<input type="checkbox"/> VISUAL ARTS	


TITLE OF WORK _____

Literature – Word Count (max 1,000 words) _____ Film/Photo – Initial that you were the videographer/photographer - _____

Visual Arts/Photo – Size of entry _____ Music – List musician(s) or instrumentation _____

Dance/Film – If background music is used, provide citation _____

ARTIST STATEMENT (In 10 to 100 words, describe your work and how it relates to the theme - use 2nd page if needed)







[Your School] PTA/PTSA Reflections Entry Form

There are 3 Sections to the Entry Form. Section 1 captures the artist's personal information, Section 2 is specific to the entry, and Section 3 is a rules and formatting check for the artist.

Student Artist's Name (Name will appear exactly as typed in public announcements)

Your answer

Student Artist's Age *

Your answer

Mailing address: House/Building Number and Street *

Your answer

Mailing Address: City/Town *

Your answer

Entry Title *

Your answer

Artist Statement *

In 10 to 100 words, describe your work and how it relates to the theme. Background music citations and additional performers should be noted after the artist statement and are not included in the 100 word limit. (Recommendation: use a word processing program like Word or Docs for spelling and grammar check)

Your answer

ALL DIGITAL ENTRIES must be named in this format: Category (D, F, L, M, P, VA)-Division (PRI, INT, MS, HS, SA)-School Name-Student's first name last name-Entry Title *

- ☐ Please provide the full name of the school/PTA/PTSA – no acronyms! (Elem, MS, HS are the only allowed acronyms)
- ☐ EXAMPLE - D-Pri-Hill View Elem-Jane Doe-I Like to Dance
- ☐ Did you save your file with the name format listed above?



National PTA Resources

- Link to main Reflections page -
<https://www.pta.org/home/programs/reflections>
-
- Link to 1-minute promo video



Additional Resources

Reflections Leader Resources

Local, District, Region and Council PTAs should coordinate with their **State PTA** to find state-specific guidelines, deadlines, and resources.

Local Leader Reflections Materials

In addition to the those provided by your State PTA, use these materials to help you manage your Reflections program.

USE PA PTA LOCAL LEADER'S GUIDE

- Additional resources to download and customize for your Reflections program:
 - [Fillable Student Entry Form \(en español\)](#)
 - [General Student Certificate](#)
 - [Thank You Letter for Volunteers \(en español\)](#)

Shareable Promotions

We encourage you to download and share these Reflections promotional materials with your school community to inspire creativity and participation!

- Distribute the Reflections flyer to your entire school community.
- Download and customize the 2023-2024 Reflections Call for Entries fillable posters to include due dates and other important information.
- Share Reflections on your PTA social media accounts and remember to tag @NationalPTA and use #PTAReflections and #HowWePTA.

To purchase additional promotional materials, awards and recognition supplies, visit [ShopPTA.com](#).

Posters, Flyers and More ▼

Social Media and Images ▼



Posters, Flyers and More ▼

Social Media and Images ▼

Printable Promotional Material

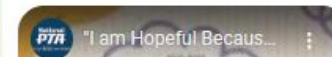
Download or print these flyers and posters to inspire participation in your community.

- [General Reflections Flyer \(en español\)](#)
- [Fillable Call for Entries Poster - 8.5x11 \(en español\)](#)
- [Fillable Call for Entries Black and White Poster - 8.5x11 \(en español\)](#)
- [Fillable Call for Entries Poster - 17x22 \(en español\)](#)
- [Fillable Call for Entries Poster - 11x17 \(en español\)](#)

Reflections Videos

Check out our Reflections videos to learn more about the Reflections program. Then share them with your community to inspire and encourage creativity!

[2023-2024 Reflections Call for Entries video](#)



Share these images to promote Reflections on your social media accounts and use the program logos to create your own Reflections promotions.

Social Media Theme Images

- [Facebook Post Image / \(en español\)](#)
- [Facebook Cover / \(en español\)](#)
- [Instagram Post Image / 200x200 / \(en español\)](#)
- [Twitter Post Image / \(en español\)](#)
- [Zoom Background / \(en español\)](#)

Reflections Logos


- [Reflections Logo](#)
- [Theme Logo Text](#)
- [Dance Choreography / Theme Icon](#)
- [Visual Arts / Theme Icon](#)
- [Photography / Theme Icon](#)
- [Music Composition / Theme Icon](#)
- [Literature / Theme Icon](#)
- [Film Production / Theme Icon](#)



Step 3. Coordinate Judging

- ☐ Recruit experienced professionals to judge entries. Have at least 1 judge with relevant experience for art category/grade division – having 2-3 judges is GREAT!
- ☐ Start recruiting judges **BEFORE** entries are submitted!
- ☐ Tap into your local connections and resources
 - ✓ Faculty or students at local colleges & universities
 - ✓ Retired teachers or administrators at PTA schools or current ones at non-PTA schools
 - ✓ Local Art Professionals
 - ✓ Local newspapers & TV stations
 - ✓ Former participants


Do **NOT** use parents of current students in any grade or current teachers at any schools in your district.


Leader's Guide

Instructions for Judges

Score Card

Criteria / Level	Beginning 1-8 pts.	Developing 9-16 pts.	Proficient 17-24 pts.	Accomplished 25-32 pts.	Advanced 33-40 pts.
Interpretation How closely the piece relates to the theme, based on the Work itself and the artist statement.	The interpretation lacks clarity and does not communicate the student's concept.	The interpretation lacks clarity and does not fully communicate the student's concept based on the theme.	The interpretation communicates the student's concept based on the theme.	The interpretation clearly communicates the student's concept based on the theme but lacks meaning, purpose, and integrity.	The interpretation clearly communicates the student's whole concept based on the theme with meaning, purpose and integrity.
Creativity How creative and original the piece is in its conception of the theme and its presentation.	Work is somewhat original and reflects the theme using very conventional ways.	Work is somewhat original and reflects the theme using conventional ways.	Work is original and reflects the theme using conventional ways.	Work is primarily original and reflects the theme using imaginative ways.	Work is highly original and reflects the theme using unconventional, interesting, imaginative and new ways.
Technique The level of skill demonstrated in the basic principles/ techniques of the arts area.	Work demonstrates very limited skill of the arts area.	Work demonstrates limited skill of the arts area.	Work demonstrates capable skill of the arts area.	Work demonstrates expertise of skill of the arts area.	Work demonstrates mastery of skill and knowledge of the arts area.


National PTA
Leadership



Judge's Code

- The Judge's Code is key to blind judging throughout the various levels. It links the artwork to the entry data in the inventory sheet and the Judge's Scorecards
- The Judge's Code format is
 - Category(D, F, L, M, P, VA)-Division(PRI, INT, MS, HS, SA)-R# (region #)-PTA/PTSA name-Entry Number
- Example: the sixth entry from Hill View Elementary in dance, primary would look like **"D-P-R5-Hill View Elem-6"**
- Please provide the full name of the PTA/PTSA – Elem, MS, HS are the only allowed acronyms, no others are allowed for the PTA/PTSA name



Arts Category & Division Overview

Art categories:

- Dance Choreography
- Film
- Literature
- Music Composition
- Photography
- Visual Arts



Divisions:

- Primary: Pre-K thru Grade 2
- Intermediate: Grade 3 – 5
- Middle School: Grade 6 – 8
- High School: Grade 9 – 12
- Special Artists: Not grade specific (see next slide)

Key Points:

- All entries **MUST** be an original creation done by a **SINGLE** student for this year's Reflections' theme
- For photo and film entries, the student can be "in" the entry **ONLY** if a timer or tripod was used.





Special Artist Division

This **Special Artist Division** welcomes students from all grades and offers non-artistic accommodations for students to participate fully in PTA Reflections. **Student recognition and awards are announced as part of the Special Artist Division.**

ACCOMMODATIONS

- Non-artistic accommodations (e.g. adaptive technology; transcribing; holding a camera)
- Assistants must refrain from being involved in the artistic process (e.g. developing an artist statement, choreography, music lyrics, storyboards, etc.)


Students who identify as having a disability and may receive services under IDEA or ADA: Section 504 may enter in the Special Artist Division OR grade division most closely aligned to their functional abilities.





Dance Choreography

Solo and ensemble works of all dance styles are accepted. Entrant must be the choreographer and may also be the performer, or one of the performers. If background music is used, cite it on the entry form. Additional performers must be named in the entry.



Video File

- File must not exceed 5 minutes & 1000MB in size
- Accepted formats: AVI, MOV or MP4







Film

Accepted short film styles include: Animation, narrative, documentary, experimental or media presentation. **All screenwriting, directing and editing must be done by the student producer.** If background music is used, cite it on the entry form. Additional performers must be named in the artist statement.

Video File

- Video must not exceed 5 minutes
- File must not exceed 1000MB in size
- Accepted formats: AVI, MOV or MP4
- Use of PowerPoint is prohibited





Literature

Accepted forms of fiction and nonfiction include: Prose, poetry, reflective essay, screenplay and play script, narrative, and short story. Entrants may write in their primary language if an interpretive English translation is also attached. Use of copyrighted material is prohibited.

Writing File

- **Must not exceed 1,000 words**
- May be handwritten or typed
- **Single-sided** print on 8 ½x11" paper
- PDF file





Music Composition

All music styles and combinations of instrumentation are accepted. Entrant must be the composer and may also be the performer, or one of the performers. Use of copyrighted material is prohibited.



AUDIO

- File must not exceed 5 minutes & 1,000 MB in size
- Accepted formats: MP3 and WAV

NOTATION (Middle and high school divisions only)


- Written notation/score OR a written reflective statement that provides a musically technical explanation of how the piece was composed (100 words or less).
- Notation in PDF format





Photography

Photo must be a single print/digital image. Collages* & collections of photos are not accepted. Entrant must be the photographer & may use a variety of digital editing techniques including, but not limited to, multiple exposure, negative sandwich & photogram.



PRINT

- Must be no smaller than 5 x 7" & no larger than 8 x 10"
- Mounted on mat or poster board no larger than 11x14"
- Framed prints are not accepted

DIGITAL IMAGE

- Dimensions must be at least 640x960 (pixels) and 300 dpi (resolution)
- Accepted file formats: JPEG, JPG, PNG

**Photo collages are accepted in the Visual Arts category.*





Visual Arts

Works of both fine and design arts are accepted, including but not limited to: architectural drawing & models, ceramics, collage, computer generated images & graphics, crafts, drawing, fashion clothes & jewelry, fiber work, mixed media, painting, printmaking & sculpture.



2D WORKS

- Mounted on sturdy material
- No larger than 12" x 16", no frame or matting
- Include one digital image of artwork with your submission (Accepted file formats: JPEG, JPG, PNG). Ruler in digital image is not required

3D WORKS

- No larger than 12" x 12" x 12"
- Include 3 digital images of artwork at different angles. (Accepted file formats: JPEG, JPG, PNG). Ruler in digital image is not required



Step 4. Advancing Your Students

- ❑ New for 2023-24: All local units can now advance up to 5 top entries in each art category and division to the region level
- ❑ Each Local chair will fill out the “4a. 2023-24 [Local Unit]-to-Region Inventory Sheet”. This sheet has space for:
 - ❑ Local unit info (all participating units must be in good standing)
 - ❑ Local unit participation
 - ❑ All necessary data from advancing entries (nearly auto filled from the Google Form, or typed from the paper copies)
- ❑ Entry artwork will be uploaded into your Region’s folder on the PA PTA shared Google Drive



Step 4. Advancing Your Students

4a. 2023-24 [Local Unit]-to-Region Inventory Sheet ☆ 📁 ☁

File Edit View Insert Format Data Tools Extensions Help

90% \$ % .00 .00 123 Default... - 12 + B I A

A1:B7 Special Instructions to the Local PTA Reflections Chairs: Please fill out all the grey boxes on this sheet. Enter each entry into the following sheets. The Judge's Code is used for blind judging. The

	A	B	C	D	E	F	G	H	I	J	K	L
1	Special Instructions to the Local PTA Reflections Chairs: Please fill out all the grey boxes on this sheet. Enter each entry into the following sheets. The Judge's Code is used for blind judging. The format is Category-Division-R# (Region#)-school name-Entry # . Example: an entry from Hill View Ele in dance, grade 2/primary would look like "D-P-R5-HillViewElementary-1"		Please only fill in the shaded boxes. Put a 0 for no entries recieved/advancing. The tallies will calculate automatically.									
2			By Division, how many entries did your PTA RECEIVE in each of the arts categories?									
3				Dance	Film	Literature	Music	Photography	Visual Arts			
4			Primary									
5			Intermediate									
6			Middle School									
7			High School									
8			Special Artist									
9	Local Program Chair		TOTAL Per Category	0	0	0	0	0	0			
10	Email		Grand Total:									
11	Phone (cell preferred)											
12	Cell or Landline?		By Division, how many entries did your PTA ADVANCE to next level in each of the art categories?									
13	Local PTA Name:			Dance	Film	Literature	Music	Photography	Visual Arts			
14	Local PTA ID		Primary									
15		DD/MM/YY	Intermediate									
16	Membership Dues Paid Date		Middle School									
17	IRS 990 Filed Date		High School									
18	Audit Approval Date		Special Artist									
19	Bylaws Approval Date		TOTAL Per Category	0	0	0	0	0	0			
20			Grand Total:									



Step 4. Advancing Your Students



4a. 2023-24 [Local Unit]-to-Region Inventory Sheet

☆

File

Edit

View

Insert

Format

Data

Tools

Extensions

Help

90%

\$

%

.0

.00

123

Arial

-

10

+

B

I

A1

Parent/Guardian Email

	A	B	C	D	E	F	G	H	I	J	K	L	M	
1	Parent/Guardian Email	Student's Name (First Last)	Student's Age	Mailing Address: House/Building Number and Street	Mailing Address: City/Town	Mailing Address: Zip Code	Parent/Guardian Name	Parent/Guardian Phone Number	Parent/Guardian email (please do not provide a student email address)	Reviewed? By submitting an artwork to the "National PTA Reflections"	Accept? Ownership in any submission shall remain the property of	I GIVE permission for the Local, Region and PA	Judge's Code	Ca
2														
3														
4														
5														
6														
7														
8														
9														
10														
11														
12														



Step 5. Celebrating Your Students

- ❑ You may have up to 5 students advance, and call them all “Award of Excellence” winners, or call them out as first, second, third...place winners.
- ❑ You may recognize additional students as “Award of Merit” winners and you may recognize all participants with a ribbon or medal. The choice is yours and your PTA board/budget
- ❑ Celebrate your students:
 - Announce winners on school websites and social media and tag @NationalPTA and **#PTAReflections**
 - Offer awards from **ShopPTA.com** or local trophy shop and donated prizes from community supporters
 - Host a student recognition event for families
 - Showcase student works at school and in the community



Links to National PTA Reflections merchandise

- Link to ShopPTA website- for EVERYTHING

MAKE SURE TO LOG IN USING PA PTA LINK

<https://stores.shoppta.com/index.lasso?host=PAPTA>

- Link to **Reflections** merchandise on ShopPTA website -
https://stores.shoppta.com/listings.lasso?c_id=Reflections&-session=KI_Clients:ADA39C8E114a70D773kMun64A517

You are **NOT** required to get awards from ShopPTA.

Many PTAs use local vendors.



National PTA Awards and Exhibits



Student Arts Showcase and Exhibit
January, for the winners announced
the previous May

National Winners Announcement
May 1
[PTA.org/Reflections](https://www.pta.org/Reflections)

Celebration Event and Exhibit
Annual National PTA Convention



Don't Forget to Wrap Up!

- ☐ Make sure to thank student and parent leaders, school personnel, submission reviewers and community businesses for their support
- ☐ Return non-advancing works and contact students who are advancing in the competition
- ☐ Host a debrief with your volunteers committee
- ☐ Record notes and contacts for next year's Reflections Chair



And here's why we do what we do for REFLECTIONS!

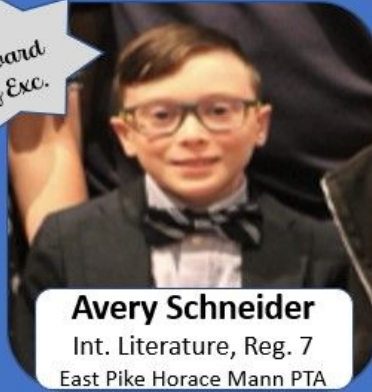
Award
of Exc.



Lughton Macuga

Int. Dance, Reg. 4
Sunset Valley Elem. PTA

Award
of Exc.



Avery Schneider

Int. Literature, Reg. 7
East Pike Horace Mann PTA

Award
of Exc.

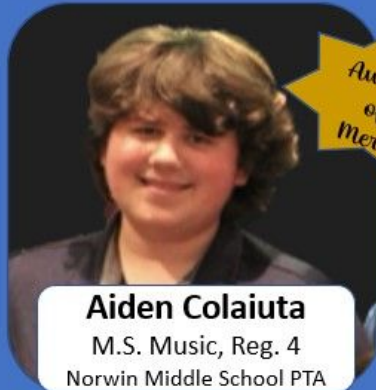


Ariana Siddiqui

Pri. Music, Reg. 16
Clarks Summit Elem. PTA

Congratulations To Our National Winners!

Award
of Merit



Aiden Colaiuta

M.S. Music, Reg. 4
Norwin Middle School PTA

Award
of Merit



Malena DeJesus

M.S. Literature, Reg. 4
Norwin Middle School PTA

Award
of Merit



Elizabeth Pecora

Pri. Visual Arts, Reg. 15
Freeland Elem./Middle PTA



National PTA Reflections Theme Search Contest

Inspire hundreds of thousands of student artists each year

The Reflections program theme is chosen each year from hundreds of suggestions submitted by students across the country.

Students at schools with a PTA in PA, even if the PTA does not participate in the Reflections program, may submit their suggested themes by Nov. 1 each year. The Arts In Education Committee then selects and advances the top 5 entries to the National PTA Reflections' team.

One national winner is selected by the National PTA in February.

The winner's theme **inspires students across the country and in U.S. schools overseas** that participate in the Reflections program. The winning student also receives a \$100 award and national recognition.




National PTA Reflections Theme Search Contest

Inspire hundreds of thousands of student artists each year

The PA PTA Theme Search entry for uses the same QR Code and URL link each year.
Students may enter at any time.


<https://docs.google.com/forms/d/1LXwTE58t2tJxrdUzvb4xTdiUsc7mUMWP3clAKWYNn>



Questions?

Contact Bonnie Fagan,
Arts In Education Committee Chair,
at reflections@papta.org
or (814) 449-0996





[PTA.org/Reflections](https://pta.org/reflections)
[#PTAReflections](https://twitter.com/PTAReflections)

